


SUM10

SUM SERIES

SUM10 featured 10inch low-frequency transducers and a 1.75inch compression driver full frequency speaker. high-efficiency transducers configuration make the sensitivity to be can be 126dB, it is sufficient to deal with in 10meters projection distance of sound reinforcement applications. The wave guide design for 90-degree X 50- degree of horizontal and vertical coverage. Even through rotate the cabinet to vertical using, still can keep the coverage in horizontal with 90-degree. SUM10 with precise phase, balanced frequency response, constant directivity coverage. Adjust with DSP will contribute to promote reliability. Match with DSW series will constitute complete system.

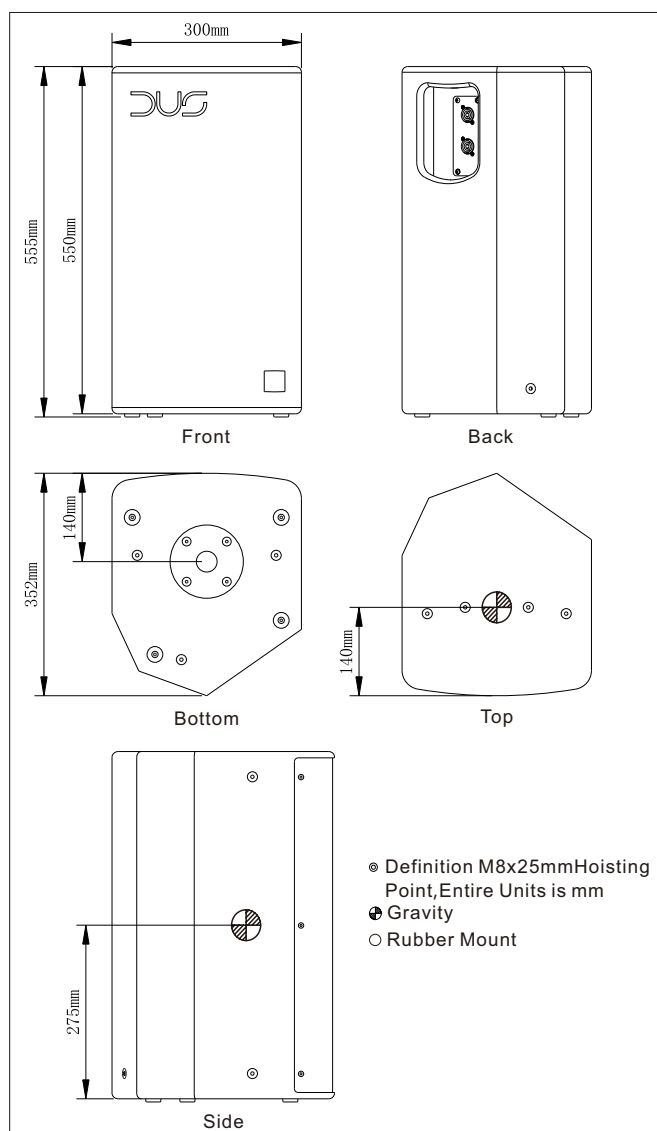


Acoustic Performance

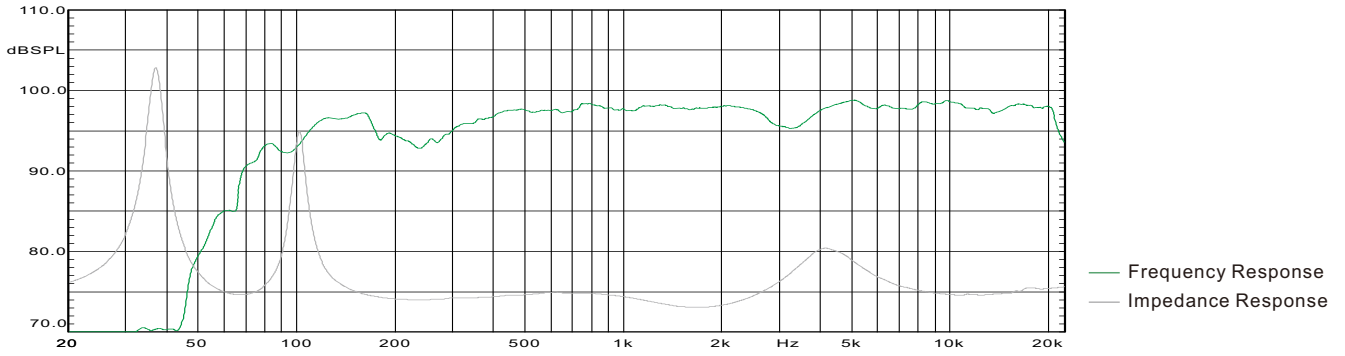
System	2-way Loudspeaker System
Frequency Range(-10dB)	65Hz-20kHz
Frequency Range(±3dB)	85Hz-18kHz
Dispersion Angle	90°x50°(HxV)
Rated Power	250W
Maximum Power	1000W
Sensitivity(1w/1m)	96dB
Maximum SPL	126dB
Loudspeakers	LF:1x10" HF:1x1.75"
Nominal Impedance	8Ω
Connections	2xNLT4±1

Physical Performance

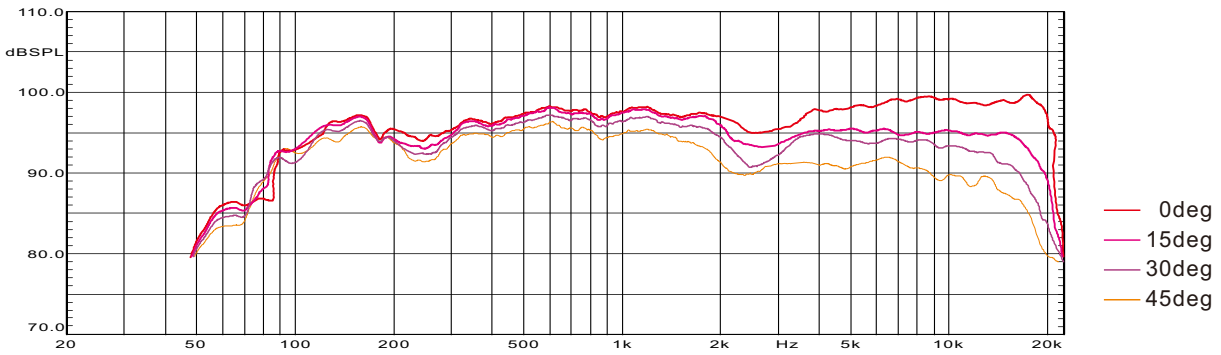
Hoisting Way	11 Hoisting Point with M8
Size(WxDxH)	300x352x550(mm)
Weight	N.W:16.2kg R.W:20kg



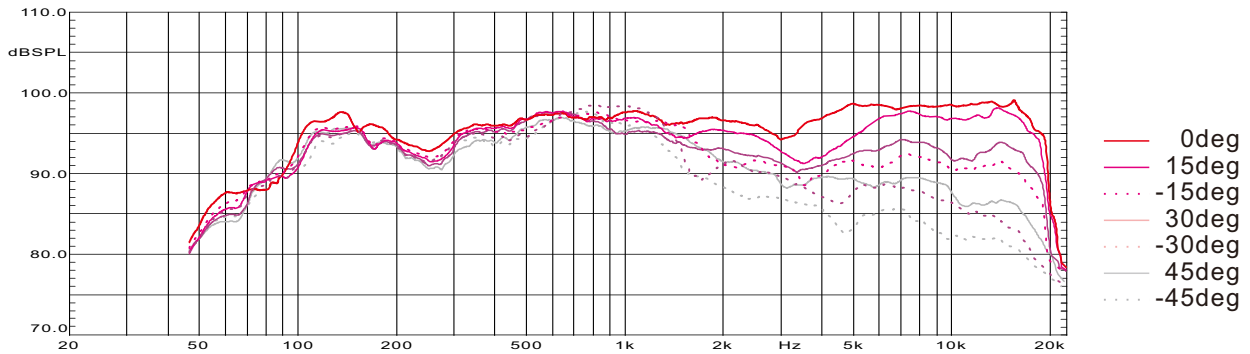
Frequency Response & Impedance



Frequency Response in Horizontal



Frequency Response in Vertical



Phase Curve

